


Poly-Crystalline Solar PV Module 36 Cells Series



Performance

- ♦ Water resistant junction box with bypass diode and high strength polymer sheet on module's rear ensures module is sealed from moisture and mechanical damage
- ♦ High transmissivity low-iron toughened glass
- ♦ Excellent week light performance
- ♦ Unique drainage hole design and anodized aluminum frame

Quality and Reliability

- ♦ Superior reliability with guaranteed 0~3% power output tolerance
- ♦ 10 years warranty on materials and workmanship,
- ♦ 25 years linear power warranty, 97% in the first year, 91% in 10th year, and ending with 80% in 25th year
- ♦ Cells are individually tested, characterized and modulated prior to interconnection
- ♦ Test and produce standard: IEC61215, IEC61730, ISO 9001:2008, ISO14001:2004, OHSAS18001:2007, TIS18001:2011, TIS1843:2553, TIS2580:2555

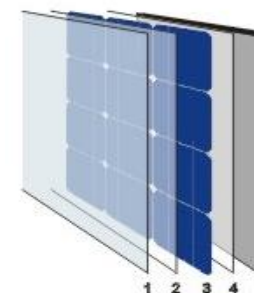
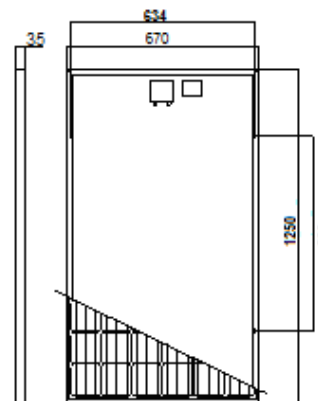
Electrical Characteristics

Specification	FX-100P	FX-105P	FX-110P	FX-115P	FX-120P	FX-125P	FX-130P
Rating power at STC (Wp)	100W	105W	110W	115W	120W	125W	130W
Open circuit voltage (Voc)	21.7V	22.0V	22.2V	22.3V	22.4V	22.6V	22.7V
Short circuit current (Isc)	7.02A	7.11A	7.19A	7.28A	7.36A	7.45A	7.54A
Rated voltage (Vm)	17.27V	17.38V	17.49V	17.58V	17.67V	17.76V	17.83V
Rated current (Im)	5.79A	6.04A	6.29A	6.54A	6.79A	7.04A	7.29A
Module efficiency (%)	11.94%	12.54%	13.13%	13.73%	14.33%	14.93%	15.52%
Power tolerance	0 - 3 % (W)						
Temperature coefficient of Pm	-0.47%/K						
Temperature coefficient of Isc	+0.038%/K						
Temperature coefficient of Voc	-0.34%/K						
Maximum system voltage	DC600v (UL) / DC1000V (IEC)						

All technical data at STC: AM1.5; 1000W/m²; 25°C

Mechanical Characteristics

Solar Cell	Polycrystalline
No. of cells	36 (4X9)
Nominal Operating Cell Temperature (NOCT)	46 ± 2 °C
Operation temperature	From -40 to + 85°C
Typical Application	12V DC
Max series fuse rating	10A
Max wind resistance	2400Pa
Surface max. load capacity	5400Pa
Weight	9.5kg
Dimension	1250X670X35MM



1. Tempered glass
2. EVA
3. Cells
4. EVA
5. Back sheet

Poly-Crystalline Solar PV Module 36 Cells Series



Performance

- ♦ Water resistant junction box with bypass diode and high strength polymer sheet on module's rear ensures module is sealed from moisture and mechanical damage
- ♦ High transmissivity low-iron toughened glass
- ♦ Excellent week light performance
- ♦ Unique drainage hole design and anodized aluminum frame

Quality and Reliability

- ♦ Superior reliability with guaranteed 0~3% power output tolerance
- ♦ 10 years warranty on materials and workmanship,
- ♦ 25 years linear power warranty, 97% in the first year, 91% in 10th year, and ending with 80% in 25th year
- ♦ Cells are individually tested, characterized and modulated prior to interconnection
- ♦ Test and produce standard: IEC61215, IEC61730, ISO 9001:2008, ISO14001:2004, OHSAS18001:2007, TIS18001:2011, TIS1843:2553, TIS2580:2555

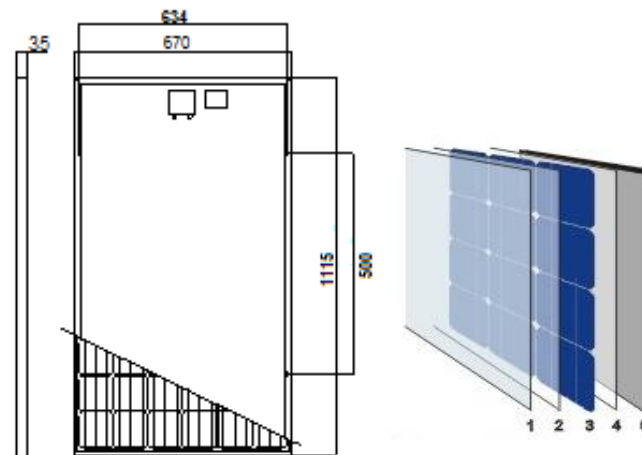
Electrical Characteristics

Specification	FY1-90P	FY1-95P	FY1-100P	FY1-105P	FY1-110P	FY1-115P	FY1-120P
Rating power at STC (Wp)	90W	95W	100W	105W	110W	115W	120W
Open circuit voltage (Voc)	21.7V	22.0V	21.7V	22.0V	22.2V	22.3V	22.4V
Short circuit current (Isc)	5.31A	5.53A	5.90A	6.12A	6.35A	6.61A	6.86A
Rated voltage (Vm)	17.21	17.34V	17.45V	17.56V	17.66V	17.75V	17.83V
Rated current (Im)	5.23A	5.48A	5.73A	5.98A	6.23A	6.48A	6.73A
Module efficiency (%)	12.05%	12.72%	13.39%	14.06%	14.72%	15.39%	16.06%
Power tolerance	0 - 3 % (W)						
Temperature coefficient of Pm	-0.47%/K						
Temperature coefficient of Isc	+0.038%/K						
Temperature coefficient of Voc	-0.34%/K						
Maximum system voltage	DC600v (UL) / DC1000V (IEC)						

All technical data at STC: AM1.5; 1000W/m²; 25°C

Mechanical Characteristics

Solar Cell	Polycrystalline
No. of cells	36 (4X9)
Nominal Operating Cell Temperature (NOCT)	46 ± 2 °C
Operation temperature	From -40 to + 85°C
Typical Application	12V DC
Max series fuse rating	10A
Max wind resistance	2400Pa
Surface max. load capacity	5400Pa
Weight	8.5kg
Dimension	1115X670X35MM



1. Tempered glass
2. EVA
3. Cells
4. EVA
5. Back sheet

Poly-Crystalline Solar PV Module

Model	Electricity Performance Parameter					Module Size L x W x H (mm)	Installation Size			Weight (Kgs)
	Wp (W)	Vmp (V)	Imp (A)	Isc (A)	Voc (V)		A (mm)	B (mm)	Hole size (mm)	
F-80P	80	17.4	4.60	5.00	22.2	836X670X35	458	634	4-φ8.0	~7.5
F-70P	70	17.6	3.98	4.43	21.8	758X670X35	458	634	4-φ8.0	~6.8
F-65P	65	17.6	3.69	4.11	21.8	758X670X35	458	634	4-φ8.0	~6.8
F-60P	60	17.4	3.45	3.9	21.6	758X670X35	458	634	4-φ8.0	~6.8
F-50P	50	17.4	2.89	3.13	21.8	656X670X35	356	634	4-φ8.0	~5.5
F-40P	40	17.4	2.30	2.58	21.8	490X670X25	Without installation hole			~3.8
F-30P	30	17.2	1.74	1.94	21.6	470x540x25				~3.2
F-20P	20	17.4	1.15	1.29	21.6	542X348X25				~2.2
F-15P	15	17.2	0.89	0.98	21.6	542X348X25				~2.2
F-10P	10	17.4	0.57	0.65	21.6	356X276X18				~1.3
FE1-6P	6	17.2	0.35	0.38	21.6	316X190x18				~0.8
F-6P	6	17.2	0.35	0.38	21.6	276X232X18				~0.9
F-5P	5	17.2	0.3	0.33	21.6	276X232X18				~0.9

All technical data at STC: AM1.5; 1000W/m²; 25 °C

Performance

- ♦ Water resistant junction box and high strength polymer sheet on module's rear ensures module is sealed from moisture and mechanical damage
- ♦ High transmissivity low-iron toughened glass
- ♦ Excellent week light performance
- ♦ Unique drainage hole design and aluminum frame

Quality and Reliability

- ♦ Superior reliability with guaranteed 0~3% power output tolerance
- ♦ 10 years warranty on materials and workmanship,
- ♦ 25 years linear power warranty, 97% in the first year, 91% in 10th year, and ending with 80% in 25th year
- ♦ Cells are individually tested, characterized and modulated prior to interconnection
- ♦ Test and produce standard: IEC61215, IEC61730, ISO 9001:2008, ISO14001:2004, OHSAS18001:2007, TIS18001:2011, TIS1843:2553, TIS2580:2555




F-5P



F-15P



F-50P



1. Tempered glass
2. EVA
3. Cells
4. EVA
5. Back sheet

